






ALUMINUM CANS



A NRRA Cooperative Recycling Program

Although aluminum cans only make up a small portion of the waste stream (approximately 1%), their resale value is the highest of any recyclable. The sale of recycled aluminum cans can represent upwards of 25% of the total revenues a municipality may receive from the sale of ALL recyclables!

PROGRAM DETAILS


-  Contact NRRA at (603) 736-4401 for more information about the Aluminum Can recycling program and to receive current pricing information
-  Choose how the Aluminum Cans will be collected, stored (i.e., in a bin or roll-off container) and processed (i.e., loose or baled), and;
-  Contact NRRA to coordinate pick up or delivery of your Aluminum Cans.




**Roll Off Container For
Loose Material**



Vertical Baler



Horizontal Baler



Wire Cage Trailer

What happens to the Aluminum Cans recycled through NRRA?

Aluminum Cans are mainly recycled into new aluminum cans saving 95% of the energy compared to using virgin ore. In 1984, 1 pound of aluminum cans = 22 cans.

In 2008, 1 pound of aluminum cans = 32 cans.

Your Non-Profit Recycling Cooperative:

Partnering to make recycling strong through economic and environmentally sound solutions

Northeast Resource Recovery Association, 2101 Dover Rd, Epsom, NH 03234



Telephone: (603) 736-4401 Fax: (603) 736-4402 E-mail: info@nrna.net Web Site: www.nrra.net

Updated 02/09

Aluminum Can Grades

<p>Ideal! USED BEVERAGE CONTAINERS (UBC's)</p>	<p><u>Loose or baled beverage cans ONLY!</u> Highest resale value (NOTE: There may be a weight deduction if cardboard headers are used on baled material) Full loads or 1/2 loads achieve highest revenue.</p>
<p>Next Best! FOOD GRADE ALUMINUM</p>	<p>Loose or baled beverage cans, aluminum foil, aluminum pie plates, aluminum pet food cans. Lower resale value than UBC's only; these items can also be included with steel cans.</p>

Aluminum Cans Picked Up at Member Facilities or Delivered Directly to Market

<p>BALED</p> 	<p>Collect aluminum cans from residents to be baled in either a vertical (downstroke) or horizontal baler.</p> <table style="width: 100%; border: none;"> <tr> <td style="text-align: center;"><u>BALER TYPE</u></td> <td style="text-align: center;"><u>APPROX. WEIGHTS / BALE</u></td> </tr> <tr> <td>Vertical/Downstroke Baler:</td> <td style="text-align: right;">300 lbs.</td> </tr> <tr> <td>Horizontal Baler:</td> <td style="text-align: right;">800 lbs.</td> </tr> </table> <p style="text-align: center;"><u>MINIMUM NUMBER OF BALES REQUIRED FOR PICK UP</u></p> <p style="text-align: center;">1/2 Trailer Load - Approx. 20-22 bales Full Trailer Load - Approx. 40-44 bales Ideal loads = 30,000-40,000 lbs</p>	<u>BALER TYPE</u>	<u>APPROX. WEIGHTS / BALE</u>	Vertical/Downstroke Baler:	300 lbs.	Horizontal Baler:	800 lbs.						
<u>BALER TYPE</u>	<u>APPROX. WEIGHTS / BALE</u>												
Vertical/Downstroke Baler:	300 lbs.												
Horizontal Baler:	800 lbs.												
<p>LOOSE</p> 	<p>Collect aluminum cans from residents to be stored and transported to "market" in a 30 or 40 yard roll-off container or a "load lugger".</p> <table style="width: 100%; border: none;"> <tr> <td style="text-align: center;"><u>CONTAINER TYPES</u></td> <td style="text-align: center;"><u>APPROX. WEIGHTS PER CONTAINER</u></td> </tr> <tr> <td>30 Yard Roll-off Crushed</td> <td style="text-align: right;">2,500 lbs</td> </tr> <tr> <td>30 Yard Roll-off Uncrushed</td> <td style="text-align: right;">1,000 lbs</td> </tr> <tr> <td>40 Yard Roll-off Crushed</td> <td style="text-align: right;">3,400 lbs</td> </tr> <tr> <td>40 Yard Roll-off Uncrushed</td> <td style="text-align: right;">1,300 lbs</td> </tr> <tr> <td>Load Lugger (15 yarder)</td> <td style="text-align: right;">890 lbs</td> </tr> </table> <p>FEES: If container and hauling are not done by a member... both transportation and monthly rental fees may be applicable.</p>	<u>CONTAINER TYPES</u>	<u>APPROX. WEIGHTS PER CONTAINER</u>	30 Yard Roll-off Crushed	2,500 lbs	30 Yard Roll-off Uncrushed	1,000 lbs	40 Yard Roll-off Crushed	3,400 lbs	40 Yard Roll-off Uncrushed	1,300 lbs	Load Lugger (15 yarder)	890 lbs
<u>CONTAINER TYPES</u>	<u>APPROX. WEIGHTS PER CONTAINER</u>												
30 Yard Roll-off Crushed	2,500 lbs												
30 Yard Roll-off Uncrushed	1,000 lbs												
40 Yard Roll-off Crushed	3,400 lbs												
40 Yard Roll-off Uncrushed	1,300 lbs												
Load Lugger (15 yarder)	890 lbs												



Your Non-Profit Recycling Cooperative:

Partnering to make recycling strong through economic and environmentally sound solutions

Northeast Resource Recovery Association, 2101 Dover Rd, Epsom, NH 03234

Telephone: (603) 736-4401 Fax: (603) 736-4402 E-mail: info@nrna.net Web Site: www.nrra.net